


<p>Steps 1: Teach students what to say when they don't know what to say.</p>	<p>“Can I ask a friend for help?” or “Where can I find more information?”</p>
<p>Step2: Have students speak in complete sentences.</p>	<p>My approach to solving the equation would be to... I solved it by...</p>
<p>Step 3: Randomize and rotate when calling on students.</p>	<p>Numbered desks, popsicle sticks, Numbered Heads Together, name generator APP</p>
<p>Step 4: Use total response signals.</p>	<p>Show me a thumbs up when you are ready to share.</p>
<p>Step 5: Use visuals and vocabulary strategies that support your objectives.</p>	<p>Graphic organizers, Marzano's Six Step Process, or Interactive Word Walls</p>
<p>Step 6: Have students participate in structured conversations.</p>	<ul style="list-style-type: none"> ● teacher poses a question ● gives students a stem ● students signal when ready ● students share ● teacher assesses

Step 7: Have students participate in structured reading and writing.





Somebody Wanted But So can be used for reading and writing about fiction or nonfiction.



Q Triple S A @VALENTINAENL

- Q-Question
- S-Stem: I noticed...for example...
- S-Signal
- S-Share
- A-Assess

Slide inspired by: 7 Steps to a Language-Rich Interactive Classroom, Sellitz



7 Steps to a Language-Rich Interactive Classroom Sort

Hand out one card to each participant. Participants review their card then search the room to find cards that correlate with theirs. Each group will end up with a STEP, description/example, and a visual representation. (3 cards total per group)